

A4 FEM1.001

H = Height under hook
 Altezza sotto gancio
 Hauteur sous crochet
 Altura bajo el gancho
 Высота под крюком

TOWER CONFIGURATION - REACTIONS

CONFIGURAZIONE TORRE - REAZIONI / CONFIGURATION TOUR - RÉACTIONS / TORRE DE CONFIGURACIÓN - REACCIONES / КОНФИГУРАЦИЯ БАШНИ - РЕАКЦИИ

2,1 m L = 6,0 m - B

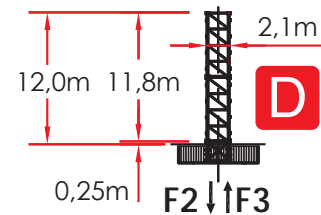
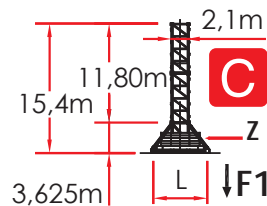
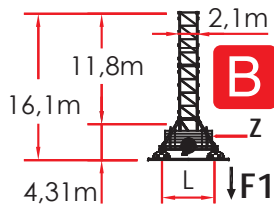
	*H (m)	Z (t)	F1(kN)
8	5,9 m	63,5	90,00
7	5,9 m	57,6	83,54
6	5,9 m	51,7	83,54
5	5,9 m	45,8	77,08
4	5,9 m	39,9	70,62
3	5,9 m	34,0	70,62
+2	5,9 m	28,1	70,62

2,1 m L = 6,0 m - C

	*H (m)	Z (t)	F1(kN)
8	5,9 m	62,6	90,00
7	5,9 m	56,7	83,54
6	5,9 m	50,8	83,54
5	5,9 m	44,9	77,08
4	5,9 m	39,0	70,62
3	5,9 m	33,1	70,62
+2	5,9 m	27,2	70,62

2,1 m L = 6,0 m - D

	*H (m)	F2(kN)	F3(kN)
8	5,9 m	59,6	2186
7	5,9 m	53,7	1907
6	5,9 m	47,8	1532
5	5,9 m	41,9	1212
4	5,9 m	36,0	932
3	5,9 m	30,1	674
+2	5,9 m	24,2	536



N.B. *H = Telaio di raccordo e spinta incluso
 Climbing cage connection frame including
 Elément de telescopage compris
 Bastidor de enlace de empuje incluido
 Включая boost подгонки фрейма






Comply with the specified ballast / Attenersi alla zavorra indicata / S'en tenir au lest indiqué / Respetar el peso de lastre indicado / Соблюдать указанный балласт

LOAD DIAGRAMS 14.0 T / 7.0 T

DIAGRAMMA DI PORTATA / DIAGRAMME DE CHARGE UTILE / CURVAS DE CARGA /
 ДИАГРАММА ГРУЗОПОДЪЕМНОСТИ

14.000 Kg / 7.000 Kg

JIB	24.0	30.0	36.0	40.0	46.0	50.0	56.0	60.0	66.0	70.0	76.0
2,8 ▶	24.0	24.3	24.2	24.1	23.8	23.3	22.7	22.1	21.2	19.4	16.7
14	14000	14000	14000	14000	14000	14000	14000	14000	14000	14000	14000
15	14000	14000	14000	14000	14000	14000	14000	14000	14000	14000	14000
16	14000	14000	14000	14000	14000	14000	14000	14000	14000	14000	14000
18	14000	14000	14000	14000	14000	14000	14000	14000	14000	14000	13225
20	14000	14000	14000	14000	14000	14000	14000	14000	14000	13859	11688
21	14000	14000	14000	14000	14000	14000	14000	14000	14000	13097	11034
22	14000	14000	14000	14000	14000	14000	14000	14000	13663	12407	10445
23	14000	14000	14000	14000	14000	14000	13952	13584	12979	11781	9908
24	14000	14000	14000	14000	13974	13690	13286	12933	12355	11209	9418
26		12977	12934	12933	12747	12485	12114	11790	11257	10205	8557
28		11915	11876	11875	11702	11460	11117	10816	10324	9349	7824
29		11441	11403	11402	11235	11002	10671	10382	9908	8967	7497
30		11000	10964	10963	10802	10577	10256	9977	9519	8612	7193
32			10170	10168	10019	9808	9508	9248	8819	7971	6827
34			9472	9471	9330	9132	8852	8606	8204	7406	6371
36			8855	8854	8722	8535	8270	8039	7659	6908	5967
38				8304	8179	8001	7752	7533	7174	6644	5607
40				7810	7691	7524	7286	7079	6875	6268	5284
42					7251	7093	6866	6871	6505	5928	4992
44					6490	6991	6735	6519	6170	5620	4728
46					6820	6649	6405	6199	5865	5340	4487
48						6337	6103	5906	5587	5083	4267
50						6050	5825	5637	5330	4848	4065
52							5570	5389	5094	4631	3879
54	*						5334	5159	4876	4430	3707
56							5115	4947	4674	4244	3547
58								4749	4486	4071	3399
60								4565	4311	3910	3260
62									4147	3760	3131
64									3994	3619	3010
66									3850	3487	2897
68										3362	2790
70										3245	2689
72											2595
74											2505
76											2420

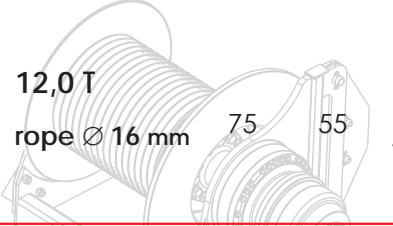
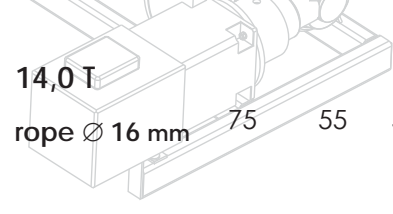
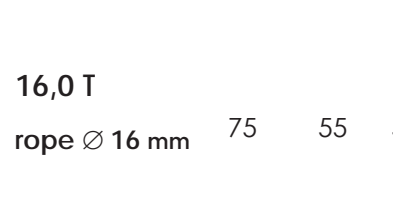
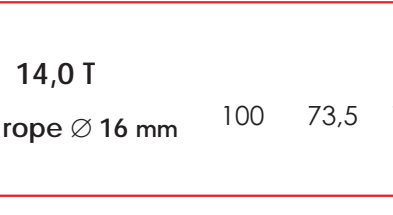
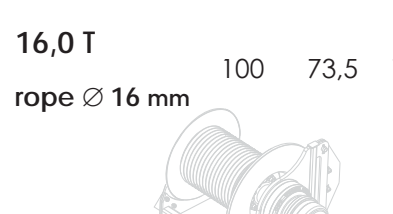
* LOAD DIAGRAM FOR SPECIFIC EXERCISE TO ONE TROLLEY / DIAGRAMMA DI PORTATA PER ESERCIZIO SPECIFICO DI 1 CARRELLO

ULTRALIFT _ALL INTERMEDIATE LOADS ARE DECREASED OF 10% IF THE CRANE IS NOT EQUIPPED WITH ULTRALIFT CONTROL / SENZA IL SISTEMA ULTRALIFT TUTTE LE PORTATE INTERMEDIE DIMINUISCONO IL CARICO DEL 10% / LES CHARGES INTERMEDIARES SONT DIMINUEES DE 10% SI LA GRUE N'EST PAS EQUIPE D'UN CONTROLE ULTRALIFT / SIN EL SISTEMA ULTRALIFT LOS MISAURA INTERMEDIOS DISMINUIR EL CARICO DEL 10% / БЕЗ ULTRALIFT ПРОМЕЖУТОЧНОЙ УМЕНЬШАЕТСЯ НА 10% НАГРУЗКИ.

HOISTING WINCH INVERTER - PERFORMANCES

MECCANISMI / MÉCANISMES / MECANISMOS / МЕХАНИЗМЫ

400 VOLT ± 5% - 50Hz _DIRECTIVE 14/12 - 2005/88/CE

HOISTING WINCH ARGANO	POWER POTENZA Ps-hp kW	ROPE FUNE m.	STEP MARCIA	LOAD CARICO Kg.	SPEED VELOCITÀ m/min.	LOAD CARICO Kg.	SPEED VELOCITÀ m/min.
12,0 T rope Ø 16 mm 	75 55	300 500 LB	1	6000	8	12000	4
			2	6000	24	12000	12
			3	6000	40	12000	20
			4	3600	64	7200	32
			5	2500	80	5000	40
			0 - 1000 (*)	104 (*)	0 - 2000 (*)	52 (*)	
14,0 T rope Ø 16 mm 	75 55	300 500 LB	1	7000	8	14000	4
			2	7000	24	14000	12
			3	7000	40	14000	20
			4	3600	64	7200	32
			5	2500	80	5000	40
			0 - 1000 (*)	104 (*)	0 - 2000 (*)	52 (*)	
16,0 T rope Ø 16 mm 	75 55	300 500 LB	1	8000	8	16000	4
			2	8000	24	16000	12
			3	8000	40	16000	20
			4	4000	64	8000	32
			5	2500	80	5000	40
			0 - 1200 (*)	104 (*)	0 - 2400 (*)	52 (*)	
14,0 T rope Ø 16 mm 	100 73,5	700 LB	1	7000	8	14000	4
			2	7000	30	14000	15
			3	7000	52	14000	26
			4	3750	92	7500	46
			5	2500	136	5000	68
			0 - 1000 (*)	104 (*)	0 - 2000 (*)	52 (*)	
16,0 T rope Ø 16 mm 	100 73,5	700 LB	1	8000	8	16000	4
			2	8000	30	16000	15
			3	8000	52	16000	26
			4	4000	92	8000	46
			5	2500	136	5000	68
			0 - 1000 (*)	104 (*)	0 - 2000 (*)	52 (*)	

55 kW 73,5 kW

ABSORPTIONS / ASSORBIMENTI

62 kW 77 kW



SLEWING

0,26 / 0,48 / 0,7 min⁻¹

4 X 4 kW



TROLLEY

13,0 / 37,0 / 59,0 / 74,0 (*) m/min

6,6 kW



TRAVELLING

19 m/min

4 X 4 kW

(*) SPEED AUTOMATICALLY CONTROLLED BY A CURRENT SENSOR / VELOCITÀ REGOLATA AUTOMATICAMENTE DA SENSORE DI CORRENTE / VITESSE RÉGLÉE AUTOMATIQUEMENT PAR CAPTEUR DE COURANT / ACELERAR CONTROLADO AUTOMÁTICAMENTE POR UN SENSOR DE CORRIENTE / СКОРОСТЬ АВТОМАТИЧЕСКИ РЕГУЛИРУЕТСЯ ДАТЧИКОМ ТОКА

PACKING LIST

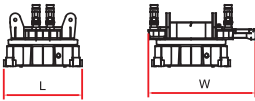
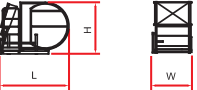

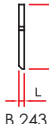
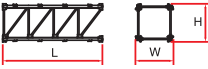

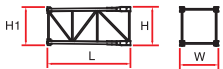
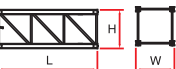

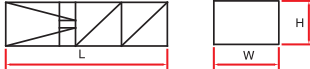
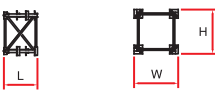

LISTA DEI COLLI / LISTE DE COLISAGE / LISTA DE CONTENIDO / ВЕС И ГАБАРИТНЫЕ РАЗМЕРЫ

DESCRIPTION DENOMINAZIONE	ITEM POS.	PIECES PEZZI	DRAWING DISEGNO	DIMENSIONS mm			WEIGHT kg	
				L	W	H	UNIT	TOTAL
JIB ELEMENT / ELEMENTO DI FRECCIA / ELÈMENT DE FLÈCHE / ELEMENTO DE FLECHA / элемент стрелка	1	n. 1		8,390	1,500	2,375	3022	-
	1	n. 2		6,109	1,500	2,301	1856	-
	1	n. 3		6,084	1,500	2,290	1580	-
	1	n. 4		6,135	1,500	2,290	1483	-
	1	n. 5		6,159	1,500	2,090	1198	-
	1	n. 6		6,109	1,500	2,090	1014	-
	1	n. 7		6,104	1,500	2,090	928	-
	1	n. 8		4,204	1,500	1,680	553	-
	1	n. 9		6,105	1,500	1,680	664	-
	1	n. 10		4,124	1,500	1,660	412	-
	1	n. 11		6,035	1,500	1,660	608	-
	1	n. 12		5,965	1,500	1,210	473	-
	1	n. 13		4,066	1,500	1,210	306	-
	1	n. 14		5,920	1,500	1,210	391	-
JIB POINT / PUNTALE FRECCIA / ELÈMENT POINTE / PUNTALE DE FLECHA / наконечник стрелка	1			0,900	1,530	1,385	92	-
EXTERNAL COUNTERJIB SECTION WITH HOISTING WINCH, ELECTRICAL BOX. TERMINAL ELEMENT* / ELEMENTO ESTERNO CONTROFRECCIA, ARGANO SOLL., QUADRO ELETR., PORTABLOCCHI* / CONTREFLÈCHE EXTÉRIEURE PORTE TREUIL DE LEVAGE, ARMOIRE ELECTRIQUE, ELÈMENT TERMINAL* / CONTRAFLECHA, CABRESTANTE DE ELEVACIÓN, CUADRO ELÉCTRICO / контрстрела лебедка, электрические, блокодержатель*	2	1		7,745	2,290	2,395	4700	-
EXTERNAL COUNTERJIB SECTION WITH HOISTING WINCH, ELECTRICAL BOX. TERMINAL ELEMENT* / ELEMENTO ESTERNO CONTROFRECCIA, ARGANO SOLL., QUADRO ELETR., PORTABLOCCHI* / CONTREFLÈCHE EXTÉRIEURE PORTE TREUIL DE LEVAGE, ARMOIRE ELECTRIQUE, ELÈMENT TERMINAL* / CONTRAFLECHA, CABRESTANTE DE ELEVACIÓN, CUADRO ELÉCTRICO / контрстрела лебедка, электрические, блокодержатель*	3	1		11,850	1,500	2,440	5100	-
SLEWING TABLE / GRUPPO GIREVOLE / TABLE TOURNANTE / GRUPO GIRATORIO / вращения	4	1		3,610	2,255	2,300	900	-

MRT 263

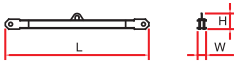
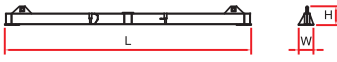




PACKING LIST

LISTA DEI COLLI / LISTE DE COLISAGE / LISTA DE CONTENIDO / ВЕС И ГАБАРИТНЫЕ РАЗМЕРЫ

DESCRIPTION DENOMINAZIONE	ITEM POS.	PIECES PEZZI	DRAWING DISEGNO	DIMENSIONS mm			WEIGHT Kg					
				L	W	H	UNIT	TOTAL				
SLEWING TABLE / GRUPPO GIREVOLE / TABLE TOURNANTE / GIRATORIO / вращения	5	1		2,300	3,150	1,900	6800	-				
ACCESS BALCONY, CABIN / BALLATOIO CABINA, CABINA / PORTE CABINE / BALCÓN CORRIDO CABINA, CABINA / площадка кабины, кабина	6	1		3,450	1,600	2,240	861	-				
COUNTERWEIGHT BLOCK / BLOCCHI DI CONTRAPPESO / CONTRE-POIDS / BLOQUES DE CONTRAPESO / блоки противовеса	7	6		A 294	0,295	1,490	2,570	2419	14514			
		5						B 294	0,210	1,490	2,570	1731
TOWER ELEMENT / ELEMENTO DI TORRE ELÈMENT DE MATURE / ELEMENTO DE TORRE / башенный элемент	8	-		GR5S	5,90	2,300	2,300	3450	-			
	9	-						2,95	2,300	2,300	1900	-
	10	-						GR6	5,00	2,325	H 2,320 H1 2,300	3000
11	-		6,000	2,325	2,320	5555	-					
BASE ELEMENT / ELEMENTO DI BASE / MAT DE BASE /ELEMENTO DE BASE / элемент основания	12	1			3,000	2,400	2,400	1950	-			
CLIMBING CAGE / GABBIA DI MONTAGGIO / CAGE DE MONTAGE / JAULA DE MONTAJE / монтажная клеть	13	1			8,530	3,100	2,300	7670	-			
EXPENDABLE FOUNDATION ELEMENT / TRONCHETTO DI FONDAZIONE / ELÈMENT A SCHELLER / TRONCO DE FUNDACIÓN / ствол основания	14	1			1,820	2,400	2,400	1370	-			
FIXING ANGLES / GAMBE DI FONDAZIONE / PIEDS DE SCELLEMENT / PATAS DE FUNDACIÓN / ножки основания	15	4			1,820	0,470	0,470	280	1120			

PACKING LIST

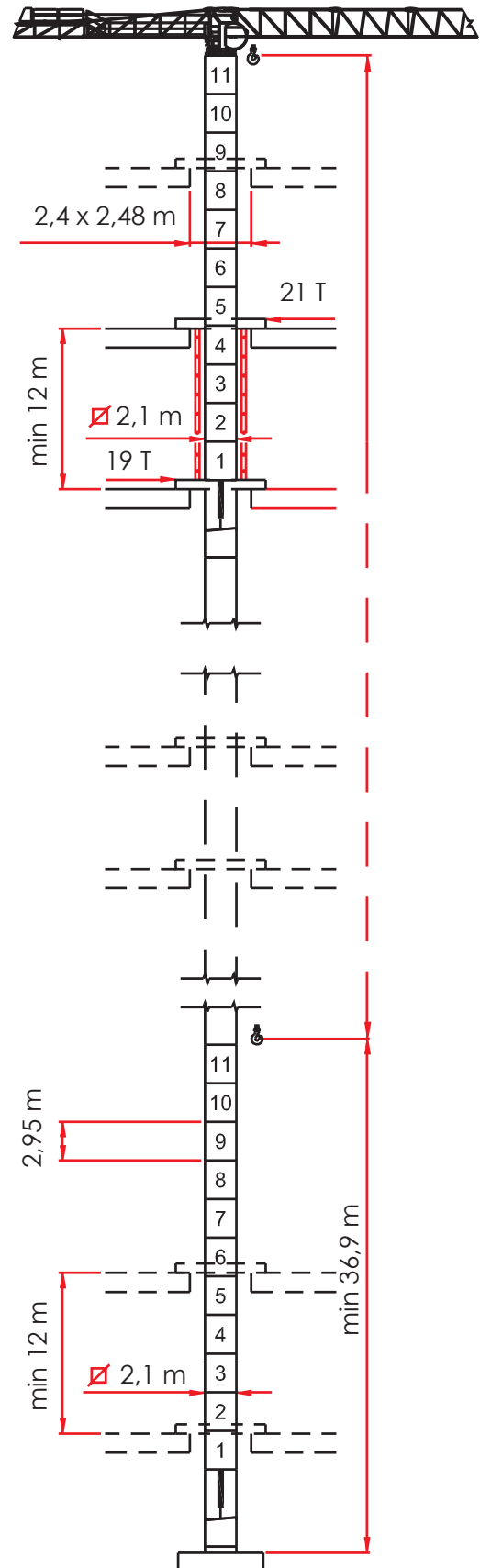
LISTA DEI COLLI / LISTE DE COLISAGE / LISTA DE CONTENIDO / ВЕС И ГАБАРИТНЫЕ РАЗМЕРЫ

DESCRIPTION DENOMINAZIONE	ITEM POS.	PIECES PEZZI	DRAWING DISEGNO	DIMENSIONS mm			WEIGHT Kg	
				L	W	H	UNIT	TOTAL
OBLIQUAL LEGS / PUNTONI DI BASE / JAMBES DE FORCE / CABRIOS DE BASE / СТОЙКИ ОСНОВАНИЯ	16	4		3,770	0,230	0,260	340	1360
BASE MAIN BEAM / TRAVE PRINCIPALE CROCIERA DI BASE / POUTRE DE CHASSIS DE BASE / VIGA PRINCIPAL DE LA CRUCETA DE BASE / главная балка крестовины ОСНОВАНИЯ	17	1		8,900	0,720	0,760	1650	-
HALF BASE BEAM / SEMITRAVE DI BASE / SEMIPOUTRE DE CHASSIS DE BASE / MEDIA VIGA DE LA CRUCETA DE BASE / полубалка крестовины ОСНОВАНИЯ	18	2		4,350	0,600	0,760	750	1500
DRIVEN BOGIE / BILANCINO TRASLAZIONE MOTORIZZATO / BOGGIE MOTORISÉE / BALANCIÓN DE TRASLACIÓN MOTORIZADO / приводной баланси́р горизонтального перемещения	19	4		1,750	0,705	0,790	1000	4000
BASE BALLAST BLOCK / BLOCCO DI ZAVORRA / LEST DE BASE / BLOQUE DE LASTRE / блок балласта	20	-					3G	4,200 0,320 1,400 3,230 -
		-					3H	5,200 0,400 1,400 6240 -

MRT 263

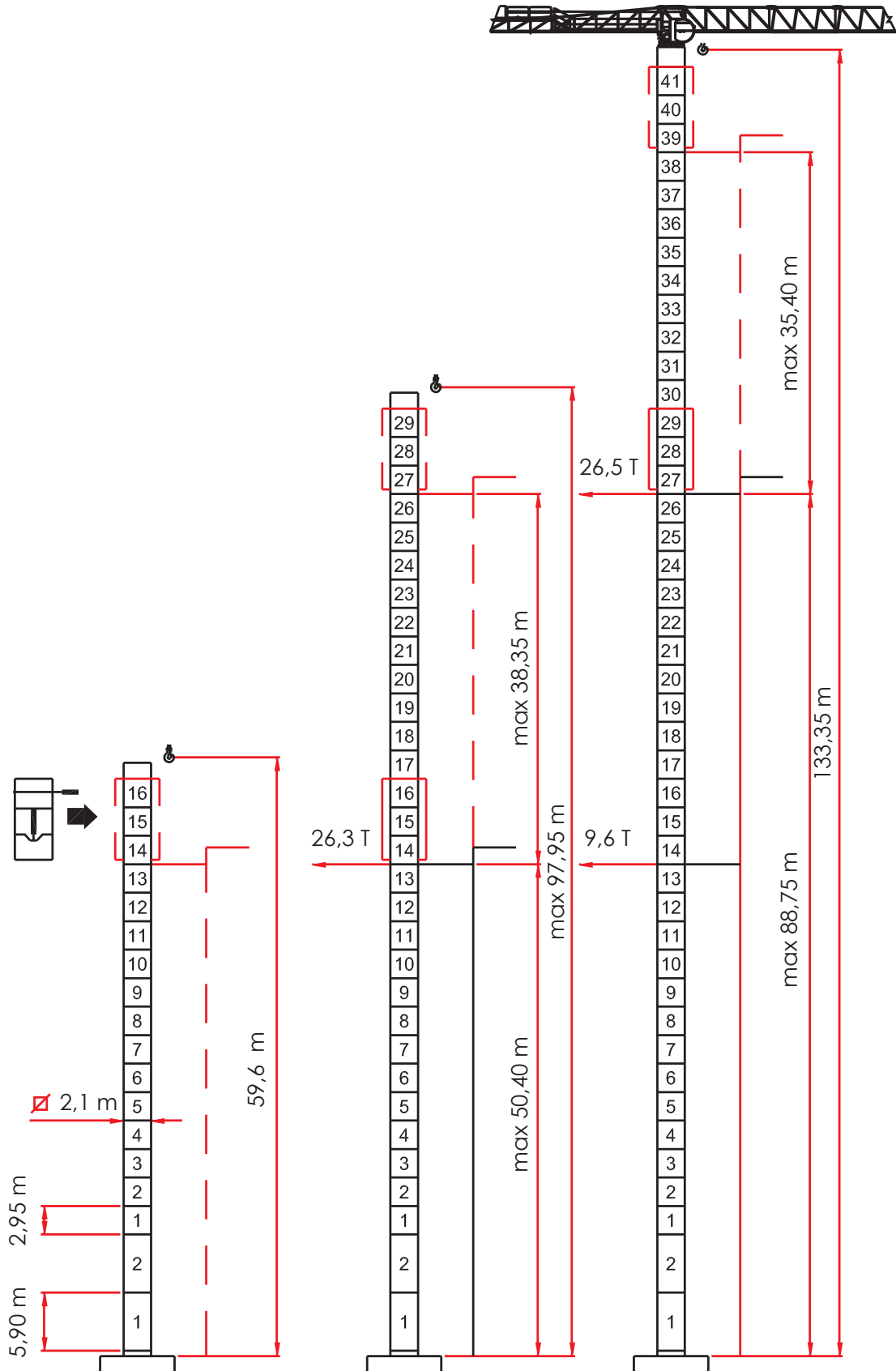
INTERNAL CLIMBING

GRU IN CAVEDIO / TÉLESCOPAGE SUR DALLES / GRUA EN CAVEDIO / ПОДНИМАЮЩИЙСЯ НА ПЛИТАХ ПЕРЕКРЫТИЯ




EXTERNAL CLIMBING

SOPRALZO IDRAULICO / TELESCOPABLE / ELEVACIÓN HIDRÁULICA / ГИДРАВЛИЧЕСКОЕ НАРАЩИВАНИЕ



NOTE



[MRT 263 _REV. _0312] ADL / TECHNICAL DEPARTEMENT

THE DATA OBJECT OF THESE SHEETS ARE SUBJECT TO CHANGE WITHOUT PRIOR NOTICE / I DATI OGGETTO DELLE PRESENTI SCHEDE POTREBBERO SUBIRE MODIFICHE SENZA PREAVVISO / LES INFORMATIONS DONNÉES DANS LES PRÉSENTES FICHES POURRAIENT SUBIR DES MODIFICATIONS SANS PRÉAVIS / LOS DATOS CONTENIDOS EN ESTE FORMULARIO ESTÁN SUJETAS A CAMBIOS SIN PREVIO AVISO / ДАННЫЕ, УКАЗАННЫЕ В НАСТОЯЩИХ СПЕЦИФИКАЦИЯХ, МОГУТ ИЗМЕНЯТЬСЯ БЕЗ ПРЕДВАРИТЕЛЬНОГО ПРЕДУПРЕЖДЕНИЯ.